

SMITH CARREL, INC.



ALL PRODUCTS
CPSIA/CARB
Compliant
Visit
www.smithcarrel.com



2 0 1 0



Hi-Lo Carrel



QUICK SHIP!
QTY. OF 20 OR
LESS WITHIN
72 HOURS!

**10 YEAR
WARRANTY**

*Adjustable height -
from keyboard/desk
to kiosk!*



▲ 02285G Wild Cherry
Hi-Lo Carrel

Style Meets Function...

The Hi-Lo Carrel, 30"D x 31"W, adjusts from a user friendly keyboard height of 27" to a standing Kiosk height of 39" in 1" increments. Available in three popular Wilsonart colors. Includes (2) 3" diameter cutouts for wiring along with a CPU holder (shelf) located under the work surface, 9"D x 29"W, with 16 1/4" height clearance for large CPU's. All panels are 3/4" thick thermo fused melamine with 1 1/4" square, 14-gauge, black powder coated legs. This quality unit also provides extra privacy with the side panels extending 5 1/4" out front of the work surface. The front edge of the work surface has soft rounded 3mm edge banding for arm comfort. Shipped ready to assemble.

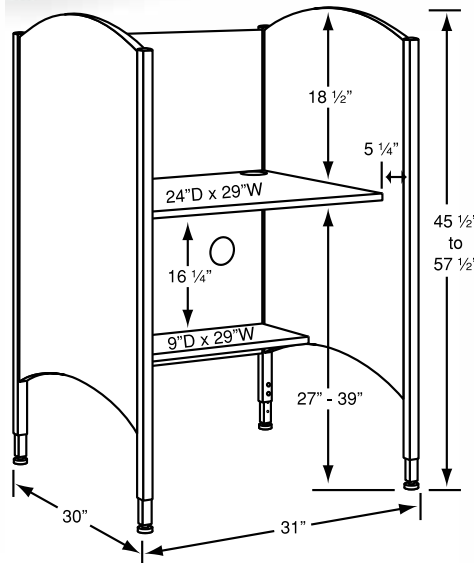
QUICK FACTS

- Adjusts from 27" keyboard height to 39" standing height
- Includes CPU shelf



▲ 02285H Fusion
Maple Hi-Lo Carrel

*Shelf for
computer CPU
or for storage*



Hi-Lo Carrel Dimensions




▲ 02285G Wild Cherry
Hi-Lo Carrel

COLOR CHOICES

Add color suffix to model number (Ex. 02285D)
Feet and lower legs of adjustable and pedestal models are always chrome

Specify Suffix	Panels & Shelf	Work Surface	Corner Post Legs
D	GREY NEBULA	GREY NEBULA	BLACK
G	WILD CHERRY	WILD CHERRY	BLACK
H	FUSION MAPLE	FUSION MAPLE	BLACK



HI-LO CARREL	Type	Model No.	Wt.	List
--------------	------	-----------	-----	------

Specify Color: See Left / Add color suffix to model number

Adjustable Height	Freight Class 70			
Overall: 30"D x 31"W x 45-57"H with 27" to 39" high work surface	Starter	02285	128	\$569.00

SEE PAGE 10 FOR ACCESSORIES

Pedestal Base Carrel

SMITH CARREL, INC.



Adjustable height work surface 22" to 30".

3/4" solid core melamine panels in your choice of colors shown below. Work surface includes wiring grommet. Full 14-gauge rail system and upper leg sockets. 1 1/4" sq. x 16-gauge stabilizer bar. Finished with baked on epoxy powder. Chrome adjustable legs are 1" x 2" x 16-gauge tubing with 1" leveling glides. Overall dimensions: 24"D x 37"W x 47"H in maximum height position. Panels feature special fasteners for strong, easy assembly. Shipped ready to assemble.

QUICK FACTS

- This is our most popular carrel
- More leg space for two person conferences at this desk



▲ 01700C Pedestal Carrel



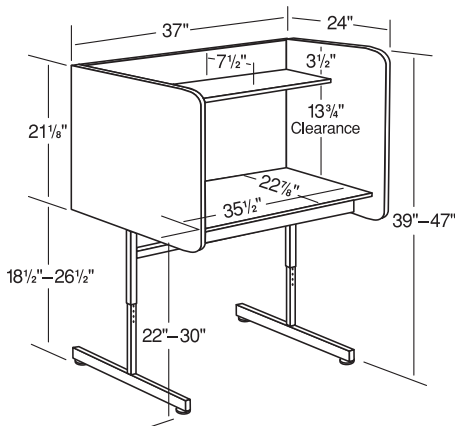
▲ 01700E Pedestal Carrel



▲ 01700A Pedestal Carrel



▲ 01700B Pedestal Carrel



Pedestal Base Carrel Dimensions


**QUICK SHIP!
QTY. OF 20 OR
LESS WITHIN
72 HOURS!**

COLOR CHOICES

Add color suffix to model number (Ex. 01700A)
Feet and lower legs of adjustable and pedestal models are always chrome

Specify Suffix	Panels & Shelf	Work Surface	Rail System Upper Ped.	"T" Legs
A	OAK	SAND	SAND	CHROME
B	WALNUT	SAND	SAND	CHROME
C	GREY NEBULA	GREY NEBULA	BLACK	CHROME
E	OAK	OAK	BLACK	CHROME

Other color combinations available upon request



PEDESTAL BASE CARRELS

Model No.	Type	Wt.	List
01700	Starter	107	\$499.00

SEE PAGE 10 FOR ACCESSORIES



Single Modular Carrels



▲ 01285F Starter

Modular carrels create a semi-private atmosphere that is conducive to learning by reducing distractions and allowing students to focus on their own tasks. Modular design allows for custom installations to suit your needs. Join adder units to starter units to form runs in 3' wide modules, i.e. 6', 9', 12', etc.

All panels are constructed of 3/4" melamine over 45 lb. industrial grade particle board. Panels feature special fasteners for strong, easy assembly. Work surface includes wiring grommet for cable management. Includes a 1 3/4" H x 14-gauge full perimeter rail system for support. Legs are 1 1/4" square 14-gauge steel finished in either chrome or baked on black epoxy powder paint. Legs include 1" leveling guides. Shipped ready to assemble.



▲ 01285C Starter Unit with 01295C Adder



QUICK SHIP!
QTY. OF 20 OR
LESS WITHIN
72 HOURS!

QUICK FACTS

- Our Model 01607 is the most cost effective single carrel in this catalog



Adjustable Height



▲ 01285A Starter

SINGLE MODULAR CARRELS

Specify Color: See Below / Add color suffix to model number

Fixed Height	Type	Model No.	Wt.	List	Freight Class 70
Overall: 24"D x 36"W x 46"H with 29" high work surface	Starter	01607	97	\$459.00	
	Adder	01617	80	\$408.00	
Adjustable Height					
Overall: 24"D x 36"W x 46"H in highest position. Work surface adjusts from 24" to 29" high.	Starter	01285	97	\$489.00	
	Adder	01295	80	\$439.00	

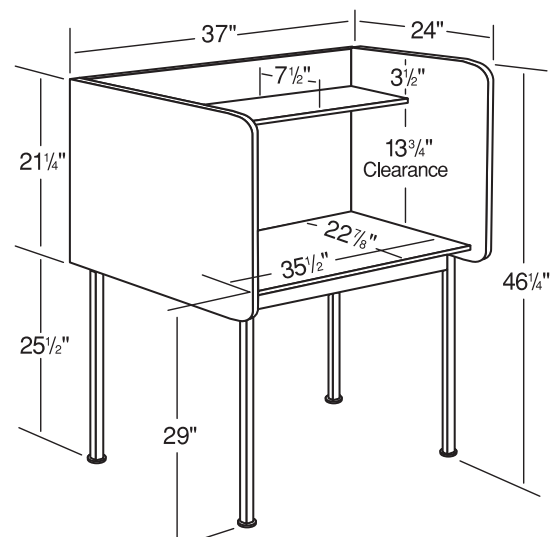

SEE PAGE 10 FOR CARREL ACCESSORIES

COLOR CHOICES

Add color suffix to model number (Ex. 01285A)
Feet and lower legs of adjustable and pedestal models are always chrome

Specify Suffix	Panels & Shelf	Work Surface	Rail System	Corner Post Legs
A	OAK	SAND	SAND	CHROME
B	WALNUT	SAND	SAND	CHROME
C	GREY NEBULA	GREY NEBULA	BLACK	CHROME
D	GREY NEBULA	GREY NEBULA	BLACK	BLACK
E	OAK	OAK	BLACK	CHROME
F	OAK	OAK	BLACK	BLACK

Other color combinations available upon request



Single Modular Carrel Dimensions

Double Modular Carrels

SMITH CARREL, INC.



Modular carrels create a semi-private atmosphere that is conducive to learning by reducing distractions and allowing students to focus on their own tasks. Modular design allows for custom installations to suit your needs. Join adder units to starter units to form runs in 3' wide modules, i.e., 6', 9', 12', etc.

All panels are constructed of 3/4" melamine over 45 lb. industrial grade particle board. Panels feature special fasteners for strong, easy assembly. Work surface includes wiring grommet for cable management. Includes a 1 3/4"H x 14-gauge full perimeter rail system for support. Legs are 1 1/4" square 14-gauge steel finished in either chrome or baked on black epoxy powder paint. Legs include 1" leveling guides. Shipped ready to assemble.

QUICK FACTS

- Double carrels are the most cost effective per work station

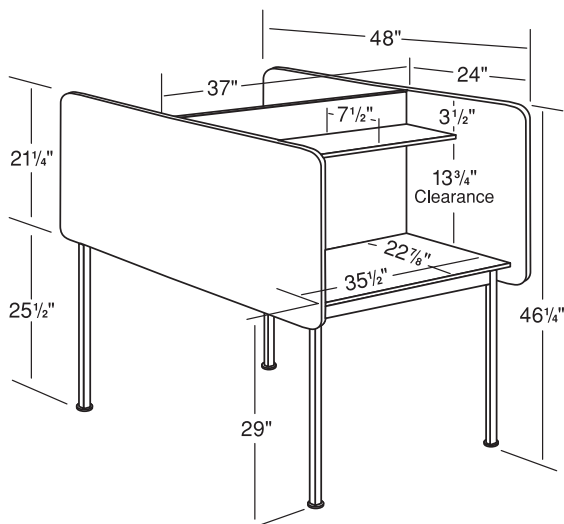


QUICK SHIP!
QTY. OF 20 OR
LESS WITHIN
72 HOURS!



▲ 01627A Starter

10 YEAR
WARRANTY



Double Modular Carrel Dimensions

DOUBLE MODULAR CARRELS

Type	Model No.	Wt.	List	
Fixed Height				
Overall: 48"D x 36"W x 46"H with 29" high work surface	Starter	01627	153	\$662.00
	Adder	01637	127	\$544.00
Adjustable Height				
Overall: 48"D x 36"W x 46"H in highest position. Work surface adjusts from 24" to 29" high.	Starter	01286	153	\$699.00
	Adder	01296	127	\$599.00

SEE PAGE 10 FOR CARREL ACCESSORIES

Specify Suffix	COLOR CHOICES			
	Panels & Shelf	Work Surface	Rail System	Corner Post Legs
A	OAK	SAND	SAND	CHROME
B	WALNUT	SAND	SAND	CHROME
C	GREY NEBULA	GREY NEBULA	BLACK	CHROME
D	GREY NEBULA	GREY NEBULA	BLACK	BLACK
E	OAK	OAK	BLACK	CHROME
F	OAK	OAK	BLACK	BLACK


Other color combinations available upon request





Maximum Privacy Modular Carrel

EXTRA DEEP PANELS



Large 30"D End Panels extend 6 1/2" out front of and 20" above the work surface

▲ 01107A Starter

Modular carrels create a semi-private atmosphere that is conducive to learning by reducing distractions and allowing students to focus on their own tasks. Modular design allows for custom installations to suit your needs. Join adder units to starter units to form runs in 3' wide modules, i.e. 6', 9', 12', etc.

All panels are constructed of 3/4" melamine over 45 lb. industrial grade particle board. Panels feature special fasteners for strong, easy assembly. Work surface includes wiring grommet for cable management. Includes a 1 3/4"H x 14-gauge full perimeter rail system for support. Legs are 1 1/4" square 14-gauge steel finished in either chrome or baked on black epoxy powder paint. Legs include 1" leveling guides. Shipped ready to assemble.

QUICK FACTS

- Extra privacy for testing areas, detention centers, etc.
- 18" clearance beneath shelf for large monitors

10 YEAR WARRANTY



**QUICK SHIP!
QTY. OF 20 OR LESS WITHIN 72 HOURS!**

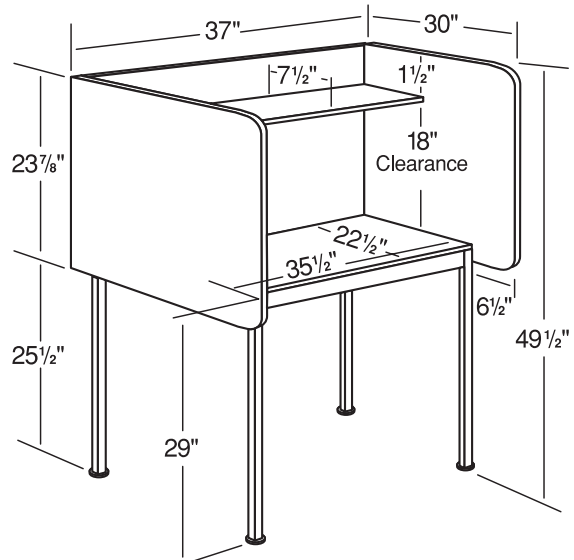
MAX PRIVACY CARRELS

Type	Model No.	Wt.	List
Fixed Height			
Overall: 30"D x 36"W x 49 1/2"H with 29" high work surface			
Starter	01107	111	\$499.00
Adder	01117	90	\$444.00
Adjustable Height			
Overall: 30"D x 36"W x 49 1/2"H in highest position. Work surface adjusts from 24" to 29" high			
Starter	01185	111	\$538.00
Adder	01195	90	\$481.00

SEE PAGE 10 FOR CARREL ACCESSORIES

Specify Suffix	Panels & Shelf	Work Surface	Rail System	Corner Post Legs
A	OAK	SAND	SAND	CHROME
B	WALNUT	SAND	SAND	CHROME
C	GREY NEBULA	GREY NEBULA	BLACK	CHROME
D	GREY NEBULA	GREY NEBULA	BLACK	BLACK
E	OAK	OAK	BLACK	CHROME
F	OAK	OAK	BLACK	BLACK

Other color combinations available upon request



Maximum Privacy Modular Carrel Dimensions

30"D Modular Computer Carrel

SMITH CARREL, INC.




Modular carrels create a semi-private atmosphere that is conducive to learning by reducing distractions and allowing students to focus on their own tasks. Modular design allows for custom installations to suit your needs. Join adder units to starter units to form runs in 3' wide modules, i.e. 6', 9', 12', etc.

All panels are constructed of 3/4" melamine over 45 lb. industrial grade particle board. Panels feature special fasteners for strong, easy assembly. Work surface includes wiring grommet for cable management. Includes a 1 3/4"H x 14-gauge full perimeter rail system for support. Legs are 1 1/4" square 14-gauge steel finished in either chrome or baked on black epoxy powder paint. Legs include 1" leveling guides. Shipped ready to assemble.

EXCELLENT FOR **LARGE** MONITORS!

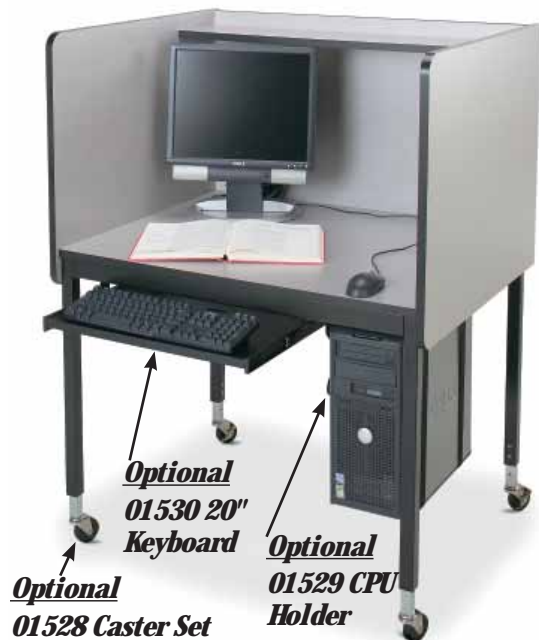
QUICK FACTS

- 28 1/2"D work surface for large monitor and keyboard or large study area
- 18" clearance beneath shelf for large monitors



Includes 3" wiring grommet

▲ 01385D Starter

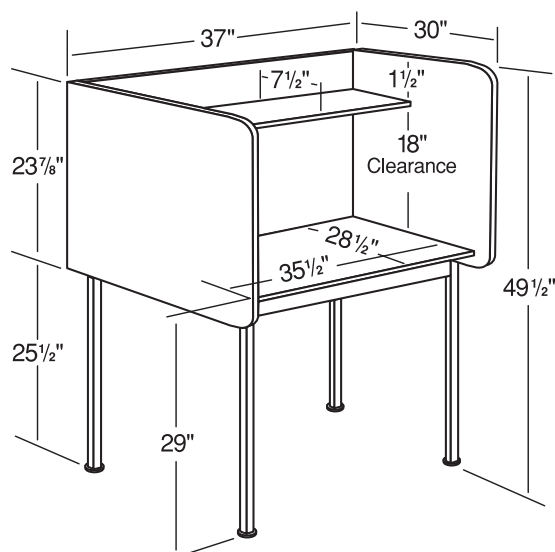


Optional 01528 Caster Set

Optional 01530 20" Keyboard

Optional 01529 CPU Holder

▲ 01385D Starter with Accessories





Modular Computer Carrel Dimensions

COMPUTER CARRELS	Type	Model No.	Wt.	List
<i>Specify Color: See Below / Add color suffix to model number</i>				
Fixed Height		Freight Class 70		
Overall: 30"D x 36"W x 49 1/2"H with 29" high work surface.	Starter	01307	122	\$539.00
	Adder	01317	96	\$479.00
Adjustable Height				
Overall: 30"D x 36"W x 49 1/2"H in highest position. Work surface adjusts from 24" to 29" high.	Starter	01385	122	\$572.00
	Adder	01395	96	\$523.00

SEE PAGE 10 FOR CARREL ACCESSORIES

COLOR CHOICES		<i>Add color suffix to model number (Ex. 01307B)</i>		
Feet and lower legs of adjustable and pedestal models are always chrome				
Specify Suffix	Panels & Shelf	Work Surface	Rail System	Corner Post Legs
A	OAK	SAND	SAND	CHROME
B	WALNUT	SAND	SAND	CHROME
C	GREY NEBULA	GREY NEBULA	BLACK	CHROME
D	GREY NEBULA	GREY NEBULA	BLACK	BLACK
E	OAK	OAK	BLACK	CHROME
F	OAK	OAK	BLACK	BLACK

Other color combinations available upon request





Teaching Carrel Technology Workstation 42"W

Patented Design

This very attractive and highly functional unit is designed to provide privacy while allowing for interacting instruction. Single face modular design allows for the addition of adder units to form rows to fit your requirements. Multiple uses such as, but not limited to: computer labs, language labs, training rooms, classrooms, telemarketing centers, offices, etc.

- 41 1/2"W work surface provides room for computer *and* work space.
- 1" thick solid core melamine panels with w/2mm PVC edging.
- 26 1/2"H angled work surface is 41 1/2"W (see Fig. 1), angled from 29 1/2"D on the left side to 23 1/2"D on the right side. Includes 3" wiring grommet and a steel retaining rim across the front edge.
- End panels are 30"D x 42"H and include a 3" wiring grommet and are equipped with four nickel-plated steel adjustable 1" glides.
- 8"H x 4"D x 41 1/2"W 18-gauge steel powder coated cable tray/modesty panel is standard equipment and is serviced from underneath the desk.
- **Optional Equipment** available to purchase includes; powder coated steel CPU holder and locking cable tray door and plexiglas back panel.
- Shipped ready to assemble.



Students enjoy privacy while receiving instruction. One starter unit with four add-on units attached creates an organized environment with the wire management system safely storing all cords out of the way.

TEACHING CARREL

Specify: Grey Nebula/Grey or Solar Oak/Sand

(Overall: 30"D x 42"W x 42"H x 26 1/2" work surface height.)

Model	Type	Weight	List
01800	Starter (Overall width: 43 1/2")	134	\$605.00
01801	Adder (Overall width: 42 1/2")	98	\$526.00

Optional Equipment

Specify: Grey or Sand for CPU Holder and Door

Model	Type	Weight	List
01830	CPU Holder Size: 10"W x 20"D x 20"H	14	\$109.00
01831	Locking Wire Management Door	9	\$82.00
01833	Plexiglas Back Panel 13" high	4	\$108.00



**Model 01800 ▶
starter with 01801
adder shown in
Grey Nebula / Grey**



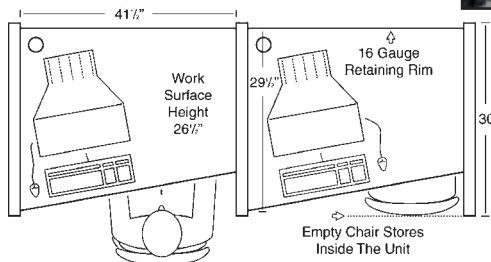
**◀ Starter with
adder shown in
Solar Oak / Sand**



**Optional
01833 Plexiglas
Back Panel now
available**

**Optional
01831 Locking Wire
Management Door
& Model 01830 CPU
Holder**

**ANGLED
WORK SURFACE
DESIGN SAVES
FLOOR SPACE!**



Maximizes Available Floor Space

Figure 1 - Teaching Carrel I Overhead View

Laminate and Powder Paint Combinations



Solar Oak
w/Sand Metal



Grey Nebula
w/Lt. Grey Metal

Teaching Carrel II

Technology Workstation 36"W

SMITH CARREL, INC.



10 YEAR WARRANTY

26 1/2"H x 1" thick rectangular work surface



Nickel-plated steel 1" adjustable glides

2mm PVC Edging

(Standard) Equipment Locking Wire Management Access Tray can be mounted to face front or rear as needed

1" thick end panels 30"D x 42"H

3" wiring grommets in work surface and side panels

◀ Model 01900 starter with 01901 adder shown in Solar Oak with sand powder coat paint

Uniquely *different* from the original "Teaching Carrel"

- Smaller size for tighter spaces
- Rectangular work surface 29 1/2"D x 35 1/2"W. See Figure 2.
- Locking front or rear panel door is now standard equipment to provide hassle free access to cords and cables.
- Optional plexiglas back panel to reduce sound distractions are now available for both Teaching Carrels.
- Shipped ready to assemble.

TEACHING CARREL II

Specify: Grey Nebula/Grey or Solar Oak/Sand

(Overall: 30"D x 36"W x 42"H x 26 1/2" work surface ht.)

Model	Type	Weight	List
01900	Starter (Overall width: 37 1/2")	135	\$646.00
01901	Adder (Overall width: 36")	99	\$555.00

Optional Equipment

Specify: Grey or Sand for CPU Holder

Model	Type	Weight	List
01830	CPU Holder Size: 10"W x 20"D x 20"H	14	\$109.00
01933	Plexiglas Back Panel 13" high	4	\$108.00

Laminate and Powder Paint Combinations



Solar Oak w/Sand Metal



Grey Nebula w/Lt. Grey Metal

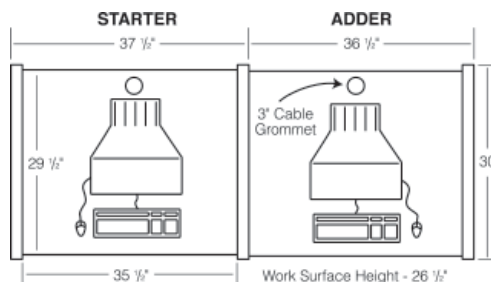


Figure 2 - Teaching Carrel II Overhead View



Model 01900 starter with ▶ 01901 adder shown with optional 01830 CPU Holders



Optional 01933 Plexiglas Back Panel

Optional 01830 CPU Holder



1500 Series Computer Tables



▲ 2 each Model 01561C 30"x60" tables with 01575C 5-sided Corner Table

HIGH PRESSURE LAMINATE



Optional
01529 CPU Holder

▲ 01556C Oak, 24x72 Computer Table shown with options 01530 Keyboard Trays, 01529 CPU Holder, and 01528 Casters

Specify Color: Bannister Oak or Grey Nebula
Other Wilsonart laminates available, call for details

Chrome finish or black baked on powder finish

Sturdy enough for all institutional uses!

These tables are built to last with quality components, including a ¹³/₁₆" thick solid core high pressure laminate work surface with black 3mm PVC edge. Two 3" diameter wiring grommets lead from the work surface into a 5"H x 3 1/4"D x 16-gauge wire management tray. The top is supported by a 14-gauge 1 3/4" high no-sag rail system for superior strength and durability. The legs are 1 1/4" square 14-gauge chrome plated or black powder coated steel available in 25"-29" adjustable height or 29" fixed height (ADA leg inserts are also available, see page 10). Legs interlock with the rail system to promote a very solid structure. Equipped with non-marring adjustable leveling glides. All painted components are finished with black baked on epoxy powder paint. Shipped ready to assemble.



▲ 01561B Oak

QUICK SHIP!

1500 SERIES COMPUTER TABLES

Adjustable Height Models

Black	Chrome	Description	Height	Wt.	List
01549B	01549C	30"D x 48"W Top	25"-29"	76	\$388.00
01554B	01554C	24"D x 48"W Top	25"-29"	67	\$369.00
01555B	01555C	24"D x 60"W Top	25"-29"	76	\$405.00
01556B	01556C	24"D x 72"W Top	25"-29"	88	\$439.00
01561B	01561C	30"D x 60"W Top	25"-29"	88	\$444.00
01573B	01573C	30"D x 72"W Top	25"-29"	103	\$479.00
01575B	01575C**	30"D x 48"W 5-sided	25"-29"	105	\$626.00

Fixed Height Models

01548B	01548C	30"D x 48"W Top	29" Fixed	76	\$361.00
01551B	01551C	24"D x 48"W Top	29" Fixed	67	\$342.00
01552B	01552C	24"D x 60"W Top	29" Fixed	76	\$378.00
01553B	01553C	24"D x 72"W Top	29" Fixed	88	\$412.00
01560B	01560C	30"D x 60"W Top	29" Fixed	88	\$417.00
01572B	01572C	30"D x 72"W Top	29" Fixed	103	\$459.00
01574B	01574C**	30"D x 48"W 5-sided	29" Fixed	105	\$599.00

**5 Sided Corner Table is not for use as a stand alone unit. It is equipped with two wire mgmt. trays, one on each 48" side, and four legs, but must be connected to a main unit on each 30" side.



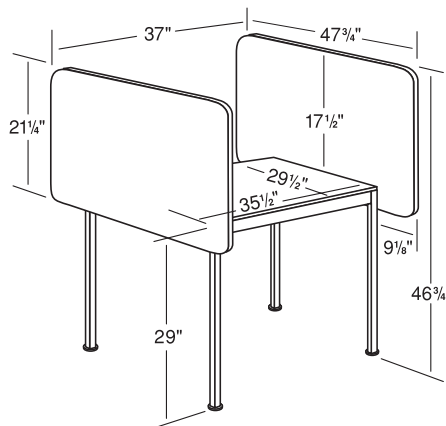
Welded corner post legs interlock with the rail system to create this non-wobble connection.

Conference Carrel

SMITH CARREL, INC.



The Conference Carrel is a one of a kind unit designed for use when one-on-one interaction is required. The extra long side panels extend 9" past the work surface on both the front and back sides providing users with a private setting. The work surface is 29 1/2" deep x 35 1/2" wide and available in adjustable or fixed height. Shipped ready to assemble.



Conference Carrel Dimensions



**SIDE PANELS
EXTEND
ON BOTH SIDES 9 1/8"**



▲ 01085C Starter

CONFERENCE CARRELS

Specify Color: See Below / Add color suffix to model number

Fixed Height

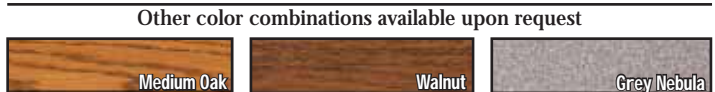
Overall: 48"D x 37"W x 46 3/4"H with 29" high work surface	Type	Model No.	Wt.	List
	Starter	01027	123	\$567.00
	Adder	01037	94	\$474.00

Adjustable Height

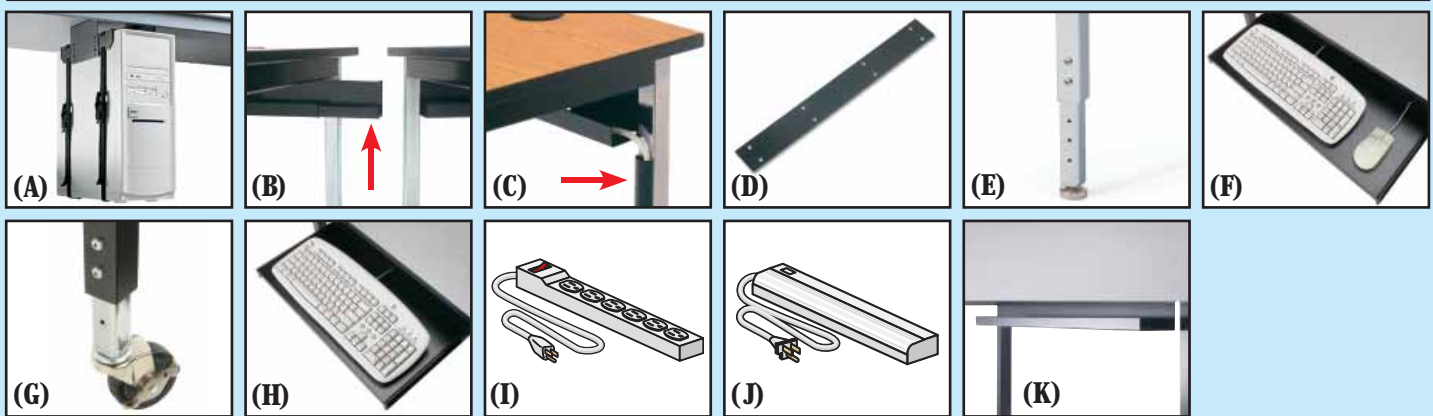
Overall 48"D x 37"W x 46 3/4"H in highest position. Work surface adjusts from 24" to 29" high	Type	Model No.	Wt.	List
	Starter	01085	123	\$599.00
	Adder	01095	94	\$493.00

COLOR CHOICES Add color suffix to model number (Ex. 01085C)
Feet and lower legs of adjustable and pedestal models are always chrome

Specify Suffix	Panels & Shelf	Work Surface	Rail System	Corner Post Legs
A	OAK	SAND	SAND	CHROME
B	WALNUT	SAND	SAND	CHROME
C	GREY NEBULA	GREY NEBULA	BLACK	CHROME
D	GREY NEBULA	GREY NEBULA	BLACK	BLACK



Accessories for Carrels and 1500 Series Computer Tables



Model	Accessory Description	Wt.	List	Model	Accessory Description	Wt.	List
(A) 01529	CPU Holder for 24" or 30" deep units Adjustable to any size CPU	5	\$79.00	(G) 01528	Set of (4) 3" Swivel Casters/2 Locking, must be used with Adj. Ht. Legs (Adj. Ht. 29" - 32")	1	\$62.00
(B) 01522	Wiring Bridge/Black Powder Coat	2	\$33.00	(H) 01530	20"W x 11 3/4"D Keyboard Tray	10	\$110.00
(C) 01523	"D" Cord Management Plastic Extrusion	1	\$ 9.00	(I) 01650	6 Outlet Surge Protected Power Strip	2	\$44.00
(D) 01524	2 3/8" x 18" Tie Plate for 1500 Series Tables	1	\$11.00	(J) 01651	15 Watt Fluorescent Light Fixture	4	\$60.00
(E) 01526	Set of (4) ADA 25" - 35" Leg Inserts	6	\$38.00	(K) 01654	Wire Management Tray for Carrels	7	\$54.00
(F) 01527	25 1/2"W x 11 3/4"D Keyboard/Mouse Tray	11	\$110.00				



**72 Hour
Shipping!**

